

Click to view price, real time Inventory,
Delivery & Lifecycle Information ;

CMS1-4-R

Coiltronics / Eaton


Common Mode Chokes / Filters 18uH 3.8A 0.0089ohms

Any questions, please feel free to contact us.

info@kaimte.com

Description

- 160°C maximum total temperature
- Three sizes of surface mount toroidal common mode inductors that provide 300Vdc isolation
- Inductance range from 5.5uH to 1600uH
- Current range up to 7.0 Amps
- Noise attenuation up to 44 dB
- Frequency range up to 100 MHz
- Meets UL94V-0 flammability standard
- Ferrite core material



Applications

- EMI filters
- DC-DC brick power supplies
- Discrete output supplies
- Discrete and point-of-use power supplies (PUPS)

Environmental Data

- Storage temperature range: -40°C to +160°C
- Operating ambient temperature range: -40°C to +160°C (range is application specific)
- Solder reflow temperature: +260°C max for 10 seconds max.

Packaging

- Supplied in tape and reel packaging, 2,000 (CMS1), 800 (CMS2), and 600 (CMS3) per reel

Part Number	OCL (uH) minimum (1-2) & (3-4)	I rms. Amperes Max *	DCR (Ω) typ @ 20°C (1-2)	DCR (Ω) typ @ 20°C (4-3)	Leakage Inductance (uH) typ	Interwinding Capacitance (pF) typ
CMS1-1-R	4.5	7.00	0.0027	0.0027	0.05	2.0
CMS1-2-R	8	5.70	0.0040	0.0040	0.09	2.1
CMS1-3-R	12.6	4.10	0.0077	0.0077	0.14	2.2
CMS1-4-R	18	3.80	0.0089	0.0089	0.20	2.3
CMS1-5-R	25	3.60	0.0100	0.0100	0.28	2.4
CMS1-6-R	32.8	3.10	0.0138	0.0138	0.36	2.5
CMS1-7-R	41.5	2.60	0.019	0.019	0.45	2.6
CMS1-8-R	51.2	2.20	0.026	0.026	0.56	2.7
CMS1-9-R	62	1.90	0.035	0.035	0.68	2.7
CMS1-10-R	73.7	1.65	0.048	0.048	0.81	2.8
CMS1-11-R	100	1.35	0.070	0.070	1.10	2.9
CMS1-12-R	131	1.15	0.100	0.100	1.45	3.0
CMS1-13-R	166	1.00	0.138	0.138	1.83	3.1
CMS1-14-R	205	0.85	0.186	0.186	2.25	3.2
CMS2-1-R	25	5.35	0.005	0.005	0.22	2.0
CMS2-2-R	40	4.40	0.008	0.008	0.34	2.3
CMS2-3-R	57	3.60	0.012	0.012	0.47	2.5
CMS2-4-R	102	2.80	0.019	0.019	0.80	2.8
CMS2-5-R	160	2.30	0.029	0.029	1.25	3.1
CMS2-6-R	230	1.85	0.044	0.044	1.75	3.4
CMS2-7-R	270	1.60	0.060	0.060	2.00	3.6
CMS2-8-R	360	1.35	0.084	0.084	2.60	3.9
CMS2-9-R	460	1.10	0.120	0.120	3.30	4.1
CMS2-10-R	575	0.94	0.170	0.170	4.00	4.3
CMS2-11-R	700	0.80	0.230	0.230	5.00	4.6
CMS2-12-R	915	0.67	0.330	0.330	6.30	4.9
CMS2-13-R	1070	0.58	0.440	0.440	7.30	5.1
CMS2-14-R	1340	0.50	0.620	0.620	9.00	5.4
CMS3-1-R	28	5.70	0.005	0.005	0.31	2.80
CMS3-2-R	45	5.10	0.006	0.006	0.46	3.05
CMS3-3-R	64	4.75	0.007	0.007	0.64	3.30

Definitions:

OCL = Open Circuit Inductance

DCR = Direct Current Resistance

I rms = rms current for approx. a 40°C temperature rise at an ambient temperature of 85°C.

*Operating Temperature: 160°C Max. Inductance values are sustained up to 160°C.

Electrical Characteristics:

OCL (1-2) 0.10Vrms, 100kHz, 0.0Adc: (See Chart)

OCL (4-3) 0.10Vrms, 100kHz, 0.0Adc: (See Chart)

DCR (1-2) typ @ 20°C: (See Chart)

DCR (4-3) typ @ 20°C: (See Chart)

Hipot rating: winding to winding: 300Vdc min. for 1 second.

Turns Ratio: (1-2):(4-3) 1:1

Part Number	OCL (uH) minimum (1-2) & (3-4)	I rms. Amperes Max *	DCR (Ω) typ @ 20°C (1-2)	DCR (Ω) typ @ 20°C (4-3)	Leakage Inductance (uH) typ	Interwinding Capacitance (pF) typ
CMS3-4-R	88	3.95	0.010	0.010	0.85	3.50
CMS3-5-R	146	3.10	0.017	0.017	1.30	3.70
CMS3-6-R	217	2.85	0.020	0.020	1.90	3.90
CMS3-7-R	258	2.45	0.027	0.027	2.20	4.15
CMS3-8-R	350	2.00	0.040	0.040	3.00	4.40
CMS3-9-R	400	1.70	0.053	0.053	3.30	4.65
CMS3-10-R	518	1.45	0.076	0.076	4.20	4.85
CMS3-11-R	648	1.20	0.107	0.107	5.10	5.10
CMS3-12-R	790	1.05	0.145	0.145	6.10	5.35
CMS3-13-R	1030	0.88	0.210	0.210	7.80	5.55
CMS3-14-R	1310	0.75	0.300	0.300	9.60	5.80

Definitions:

OCL = Open Circuit Inductance
DCR = Direct Current Resistance

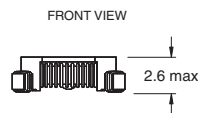
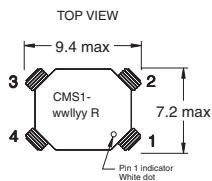
I_{rms} = rms current for approx. a 40°C temperature rise at an ambient temperature of 85°C.
*Operating Temperature: 160°C Max. Inductance values are sustained up to 160°C.

Electrical Characteristics:

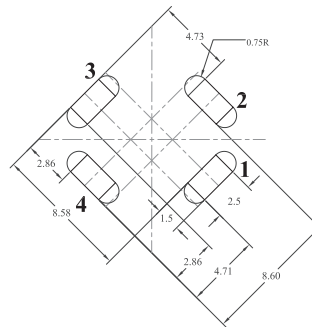
OCL (1-2) 0.10Vrms, 100kHz, 0.0Adc: (See Chart)
OCL (4-3) 0.10Vrms, 100kHz, 0.0Adc: (See Chart)
DCR (1-2) typ @ 20°C: (See Chart)
DCR (4-3) typ @ 20°C: (See Chart)
Hipot rating: winding to winding: 300Vdc min. for 1 second.
Turns Ratio: (1-2):(4-3) 1:1

Mechanical Diagrams

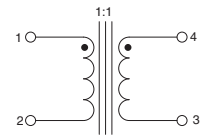
CMS1 Series



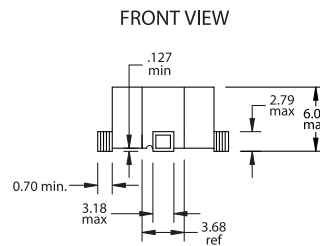
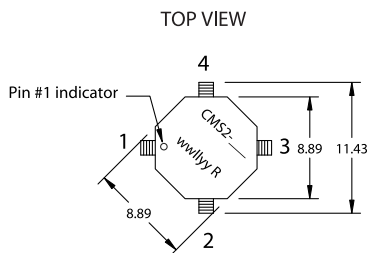
RECOMMENDED PCB LAYOUT



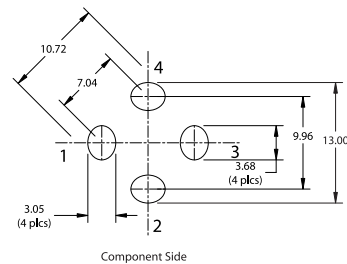
SCHEMATIC



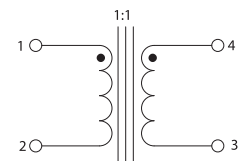
CMS2 Series



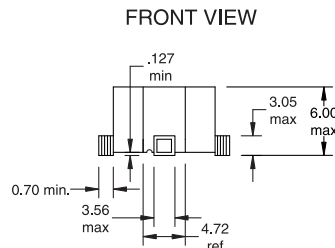
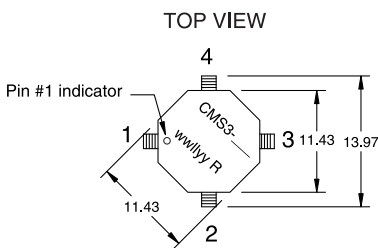
RECOMMENDED PCB LAYOUT



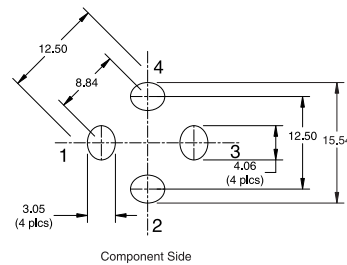
SCHEMATIC



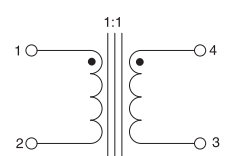
CMS3 Series



RECOMMENDED PCB LAYOUT



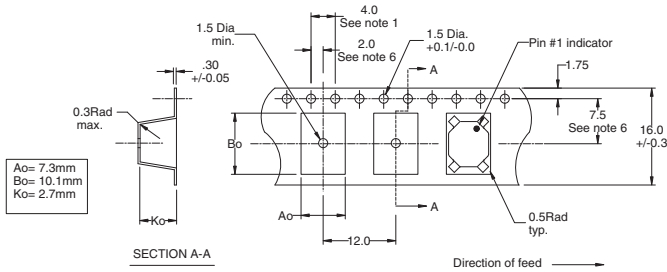
SCHEMATIC



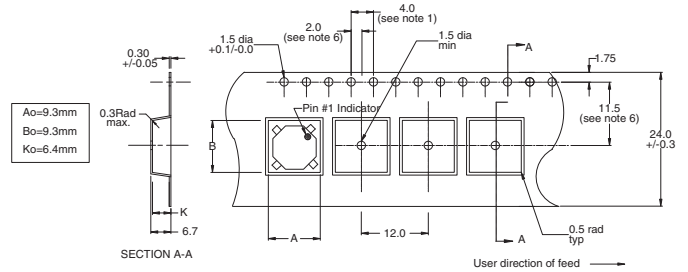
wllyy = Date code R = Revision level

Packaging Information

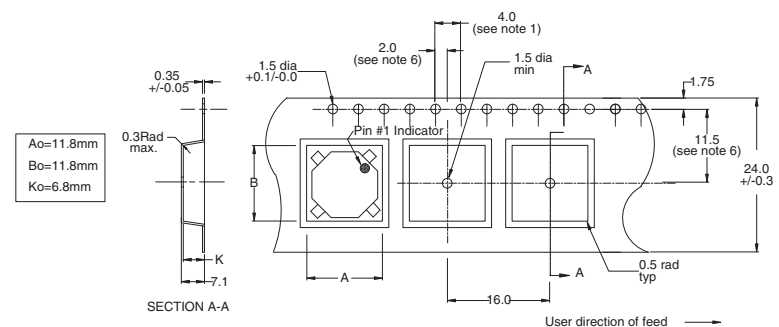
CMS1 Series



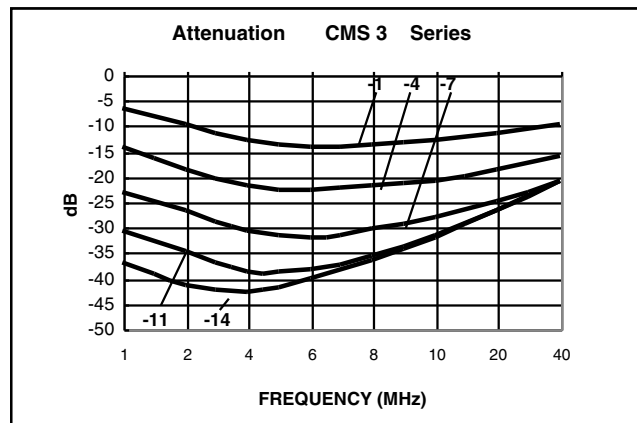
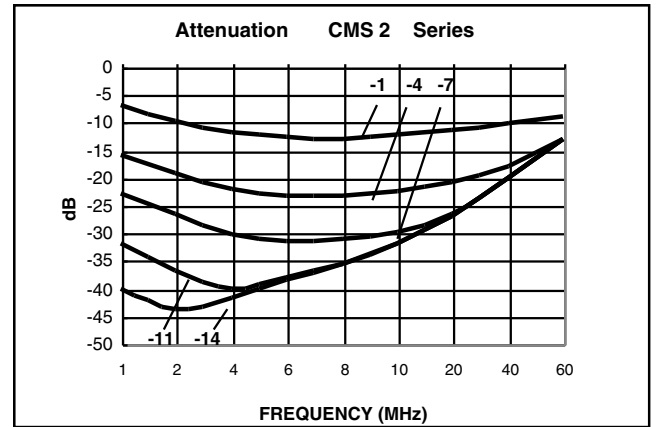
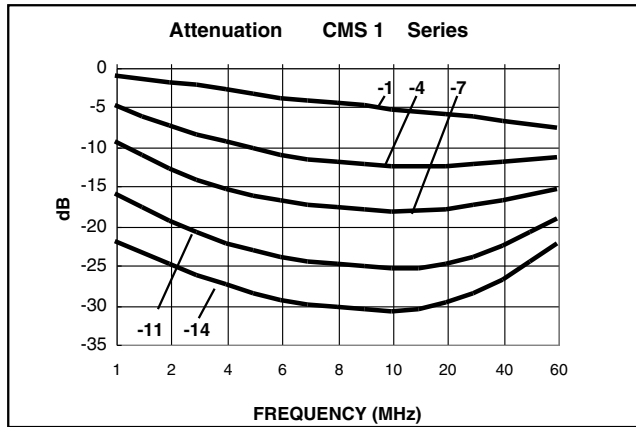
CMS2 Series



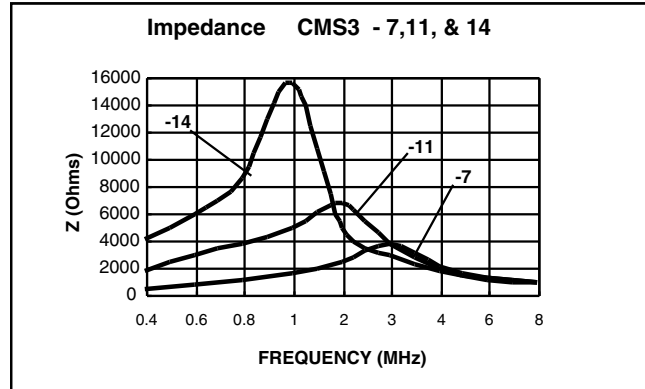
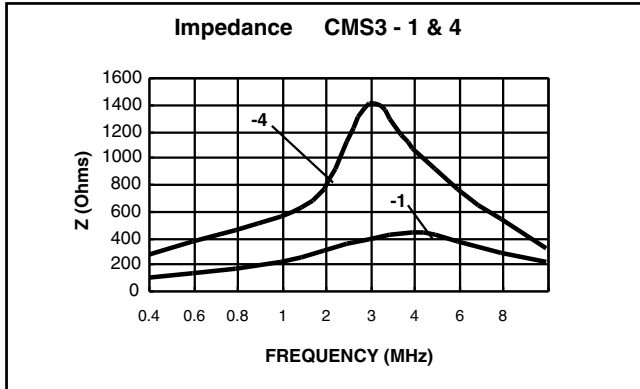
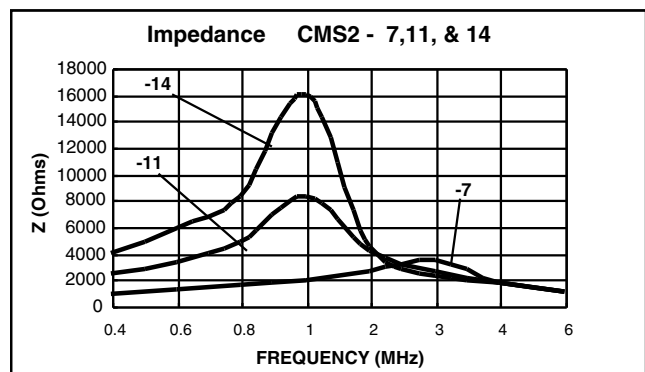
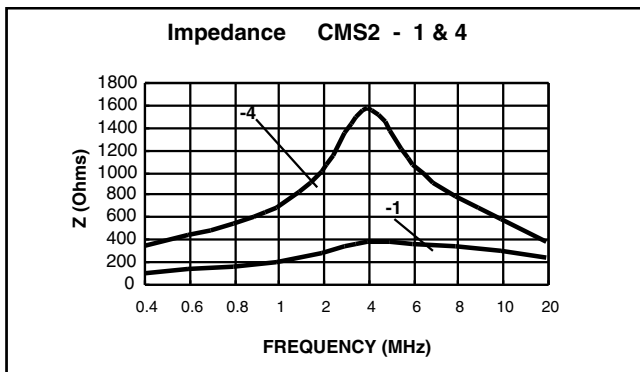
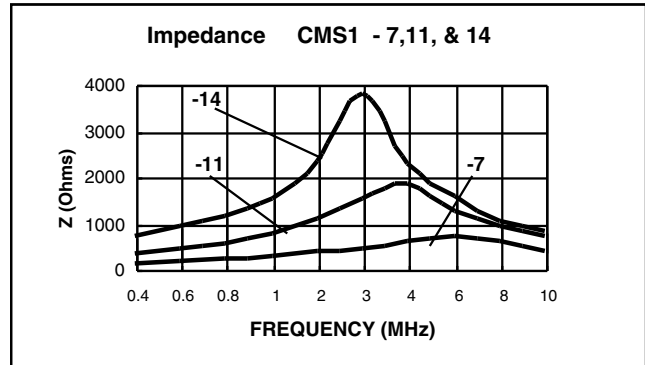
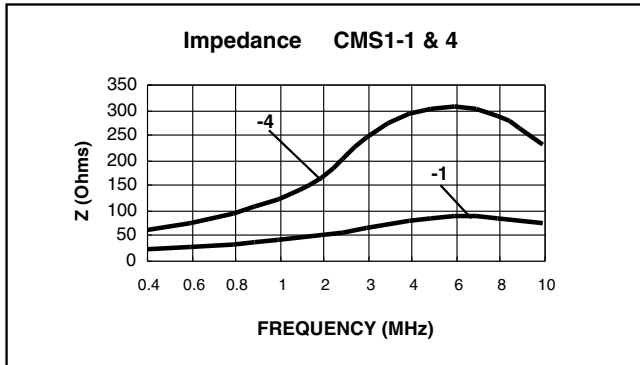
CMS3 Series



Attenuation Curves



Impedance Curves



This bulletin is intended to present product design solutions and technical information that will help the end user with design applications. Cooper Electronic Technologies reserves the right, without notice, to change design or construction of any products and to discontinue or limit distribution of any products. Cooper Electronic Technologies also reserves the right to change or update, without notice, any technical information contained in this bulletin. Once a product has been selected, it should be tested by the user in all possible applications.

Life Support Policy: Cooper Electronic Technologies does not authorize the use of any of its products for use in life support devices or systems without the express written approval of an officer of the Company. Life support systems are devices which support or sustain life, and whose failure to perform, when properly used in accordance with instructions for use provided in the labeling, can be reasonably expected to result in significant injury to the user.

Mouser Electronics

Authorized Distributor

Click to View Pricing, Inventory, Delivery & Lifecycle Information:

Eaton:

[CMS1-1-R](#) [CMS1-10-R](#) [CMS1-11-R](#) [CMS1-12-R](#) [CMS1-13-R](#) [CMS1-14-R](#) [CMS1-2-R](#) [CMS1-3-R](#) [CMS1-4-R](#)
[CMS1-5-R](#) [CMS1-6-R](#) [CMS1-7-R](#) [CMS1-8-R](#) [CMS1-9-R](#) [CMS2-11-R](#) [CMS2-12-R](#) [CMS2-13-R](#) [CMS2-14-R](#) [CMS2-](#)
[7-R](#) [CMS2-8-R](#) [CMS3-1-R](#) [CMS3-10-R](#) [CMS3-11-R](#) [CMS3-12-R](#) [CMS3-13-R](#) [CMS3-14-R](#) [CMS3-2-R](#) [CMS3-3-R](#)
[CMS3-4-R](#) [CMS3-5-R](#) [CMS3-6-R](#) [CMS3-7-R](#) [CMS3-8-R](#) [CMS3-9-R](#)